


# DEWALT®



## POWER TOOLS RANGE CATALOGUE 2011-12



DRILLS



GRINDERS



HAMMERS



CORE CUTTERS



DRIVERS/WRENCHES



CHOP SAWS



WOODWORKING



CORDLESS

**GUARANTEED TOUGH.™**




## DRILLS

### DWD010 - 6mm VSR Drill



Power: 380W  
Speed: 0 - 3600rpm  
Drilling Capacity: Steel: 6mm  
Wood: 15mm  
Weight: 1.16kg



### DWD014 - 10mm VSR Drill



Power: 550 W  
Speed: 0-2800 RPM  
Drilling Capacity: Steel: 10 mm  
Wood: 25 mm  
Weight: 1.3 kg

### DWD016 - 10mm VSR Drill




Power: 380 W  
Speed: 0-2600 RPM  
Drilling Capacity: Steel: 10 mm  
Wood: 20 mm  
Weight: 1.3 kg

### D21101 - 13mm VSR Drill



Power: 650 W  
Speed: 0-850 RPM  
Drilling Capacity in Steel: 13 mm  
Wood: 35 mm  
Weight: 1.9 kg

### D21520 - 13mm Mixer & Rotary Drill



Power: 710 W  
Speed: 0-550 RPM  
Drilling Capacity in Steel: 13 mm  
Wood: 100 mm  
Weight: 3.4 kg

### DWD022 - 10mm Impact Drill



Power: 550 W  
Speed: 0-2800 RPM  
Drilling Capacity: Concrete: 10 mm  
Steel: 10 mm  
Wood: 25 mm  
Weight: 1.4 kg

### DWD024 - 13mm Impact Drill




Power: 650 W  
Speed: 0-2800 RPM  
Drilling Capacity: Concrete: 13 mm  
Steel: 10 mm  
Wood: 30 mm  
Weight: 1.6 kg

### D21720 - 13mm Two Speed Impact Drill



Power: 650 W  
Speed: 0-1100/0-2600 RPM  
Drilling Capacity: Concrete: 16 mm  
Steel: 13 mm  
Wood: 40/25 mm  
Weight: 2.1 kg



## SMALL ANGLE GRINDERS

### DW801 - 100mm Angle Grinder



Power: 850 W  
Speed: 11000 RPM  
Max. Disc Dia.: 100 mm  
External Brush Access  
Weight: 1.8 kg

### DW810 - 100mm Angle Grinder



Power: 680 W  
Speed: 11000 RPM  
Max. Disc Dia.: 100 mm  
External Brush Access  
Weight: 1.8 kg



## SMALL ANGLE GRINDERS

### DW803 - 100mm Angle Grinder



POWER: 1000 W  
SPEED: 10000 RPM  
MAX. DISC DIA.: 100 MM  
EXTERNAL BRUSH ACCESS  
WEIGHT: 1.8 KG

### D28112X - 100mm Angle Grinder



POWER: 1050 W  
SPEED: 10000 RPM  
MAX. DISC DIA.: 100 MM  
WEIGHT: 1.9 KG

### DW831 - 125mm Angle Grinder



POWER: 1400 W  
SPEED: 10000 RPM  
WEIGHT: 2.7 KG

### D28135 - 125mm Angle Grinder



POWER: 1400 W  
SPEED: 10000 RPM  
MAX. DISC DIA.: 125 MM  
WEIGHT: 2.0 KG

## LARGE ANGLE GRINDERS

### D28491 - 180mm Angle Grinder



POWER: 2000 W  
SPEED: 8500 RPM  
MAX. DISC DIA.: 180 MM  
WEIGHT: 4.6 KG

### D28413 - 180mm Angle Grinder



POWER: 2200 W  
SPEED: 8500 RPM  
MAX. DISC DIA.: 180 MM  
WEIGHT: 4.7 KG

### D28495 - 180mm Angle Grinder



POWER: 2400 W  
SPEED: 8500 RPM  
MAX. DISC DIA.: 180 MM  
WEIGHT: 5.6 KG

### D28476 - 180mm Angle Grinder



POWER: 2700 W  
SPEED: 8500 RPM  
MAX. DISC DIA.: 180 MM  
WEIGHT: 5.6 KG

### D28414 - 230mm Angle Grinder



POWER: 2200 W  
SPEED: 6500 RPM  
MAX. DISC DIA.: 230 MM  
WEIGHT: 4.7 KG

## SANDER POLISHER

### DW849X - 7"/9" Electronic Sander & Polisher



POWER: 1250 W  
SPEED: 0-600/3500 RPM  
MAX. DISC DIA.: 180 MM  
SPINDLE THREAD: M14  
WEIGHT: 3 KG

### D28409 - 7" Sander



POWER: 2200 W  
SPEED: 5000 RPM  
MAX. DISC DIA.: 180 MM  
WEIGHT: 4.7 KG

## DIE GRINDER

### DW887 - Heavy Duty Die Grinder



POWER: 400W  
SPEED: 25000 RPM  
COLLET: 6.35/MIN.  
PADDLER SWITCH WITH LOCK-ON  
WEIGHT: 1.2 KG



## DEMOLITION HAMMERS

### D25901K - 10kg SDS-Max Demolition Hammer



POWER: 1500 W  
BLOWS/MIN.: 1020-2040 BPM  
IMPACT ENERGY: 5-25 J  
VIBRATION/EN60745: 8 m/s<sup>2</sup>  
WEIGHT: 11 kg



### D25941K - 12kg Hex Demolition Hammer



POWER: 1600 W  
BLOWS/MIN.: 1620 BPM  
IMPACT ENERGY: 30.6 J  
TOOL HOLDER: 19MM HEX.  
ACTIVE VIBRATION CONTROL FOR COMFORT  
12 POSITION CHISEL ROTATION.  
VIBRATION/EN60745: 8.8 m/s<sup>2</sup>  
WEIGHT: 12.85 kg (APPROX)

## PAVEMENT BREAKER

### D25980X - 31kg Pavement Breaker with Trolley

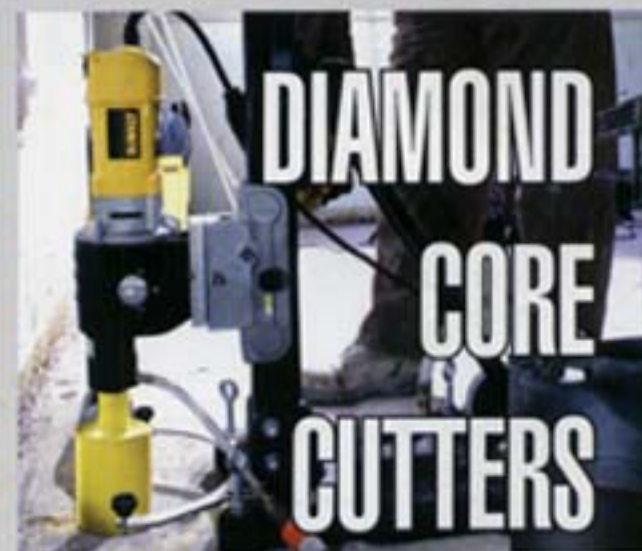


POWER: 2000 W  
BLOWS/MIN.: 870 BPM  
IMPACT ENERGY: 68 J  
TOOL HOLDER: 28 MM HEX.  
ACTIVE VIBRATION CONTROL FOR COMFORT  
WEIGHT: 31 kg (APPROX)

### DWD040-Laser Distance Measurer



LASER CLASS: CLASS 2  
LEVELING ACCURACY: 3 mm @ 40 M  
NO. OF BEAMS: 1  
INDOOR VISIBILITY RANGE: 40 M  
POWER SOURCE: 2 x 1.5V DC AAA SIZE BATTERIES  
WEIGHT: 0.15 kg WITH BATTERIES



## DIAMOND CORE CUTTERS & STANDS

### D21582 - 132mm Capacity Diamond Drill



POWER INPUT: 1705 W  
POWER OUTPUT: 1150 W  
SPEED OPTIONS: 2  
RPM RANGE: 0-1100 / 0-2350  
DRILLING CAPACITY: CONCRETE: 132 MM  
MASONRY: 152 MM  
WEIGHT: 5.9 kg

### D215821 - Small Drilling Stand



COLUMN LENGTH: 680MM  
COLLAR DIA.: 53MM  
WEIGHT: 7 kg

### D21583 - 152mm Capacity Diamond Drill



POWER INPUT : 1910 W  
POWER OUTPUT: 1300 W  
SPEED OPTIONS: 3  
RPM RANGE: 0-1000 / 0-4600  
DRILLING CAPACITY: CONCRETE: 152 MM  
MASONRY: 202 MM  
WEIGHT: 6.4 kg

### D215831 - Small Drilling Stand



COLUMN LENGTH: 995MM  
COLLAR DIA.: 60MM  
INCLINABLE: 45°  
WEIGHT: 16 kg

### D21585 - 250mm Capacity Diamond Drill



POWER INPUT: 2500 W  
POWER OUTPUT: 1500 W  
SPEED OPTIONS: 3  
RPM RANGE: 500 / 1200 / 2000  
DRILLING CAPACITY CONCRETE: 250 MM  
MASONRY: 300 MM  
WEIGHT: 11.2 kg

### D215851 - Heavy Drilling Stand



COLUMN LENGTH: 995MM  
INCLINABLE: 45°  
WEIGHT: 22 kg  
with integrated vacuum base



## DEMOLITION HAMMERS

### D25901K - 10kg SDS-Max Demolition Hammer



POWER: 1500 W  
 BLOWS/MIN.: 1020-2040 BPM  
 IMPACT ENERGY: 5-25 J  
 VIBRATION/EN60745: 8 m/s<sup>2</sup>  
 WEIGHT: 11 KG



### D25941K - 12kg Hex Demolition Hammer



POWER: 1600 W  
 BLOWS/MIN.: 1620 BPM  
 IMPACT ENERGY: 30.6 J  
 TOOL HOLDER: 19MM HEX.  
 ACTIVE VIBRATION CONTROL FOR COMFORT  
 12 POSITION CHISEL ROTATION.  
 VIBRATION/EN60745: 8.8 m/s<sup>2</sup>  
 WEIGHT: 12.85 KG (APPROX)

## PAVEMENT BREAKER

### D25980K - 31kg Pavement Breaker with Trolley

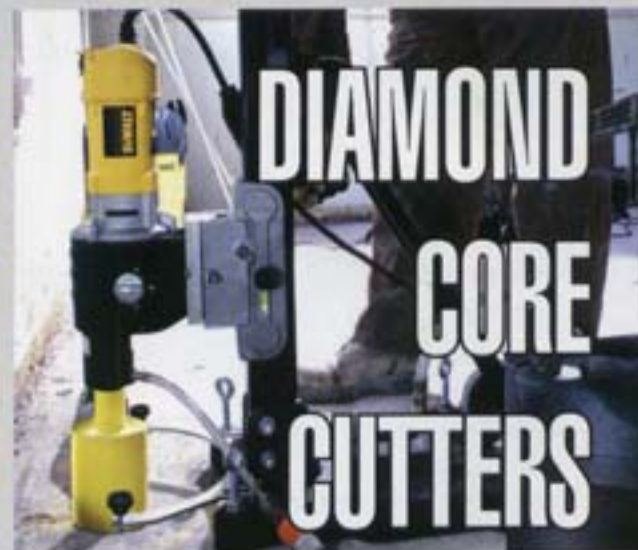


POWER: 2000 W  
 BLOWS/MIN.: 870 BPM  
 IMPACT ENERGY: 68 J  
 TOLL HOLDER: 28 MM HEX.  
 ACTIVE VIBRATION CONTROL FOR COMFORT  
 WEIGHT: 31 KG (APPROX)

### DWD040-Laser Distance Measurer



LASER CLASS: CLASS 2  
 LEVELING ACCURACY: 3 MM @ 40 M  
 NO. OF BEAMS: 1  
 INDOOR VISIBILITY RANGE: 40 M  
 POWER SOURCE: 2 x 1.5V DC AAA SIZE BATTERIES  
 WEIGHT: 0.15 KG WITH BATTERIES



## DIAMOND CORE CUTTERS & STANDS

### D21582 - 132mm Capacity Diamond Drill



POWER INPUT: 1705 W  
 POWER OUTPUT: 1150 W  
 SPEED OPTIONS: 2  
 RPM RANGE: 0-1100 / 0-2350  
 DRILLING CAPACITY: CONCRETE: 132 MM  
 MASONRY: 152 MM  
 WEIGHT: 5.9 KG

### D215821 - Small Drilling Stand



COLUMN LENGTH: 680MM  
 COLLAR DIA.: 53MM  
 WEIGHT: 7 KG

### D21583 - 152mm Capacity Diamond Drill



POWER INPUT : 1910 W  
 POWER OUTPUT: 1300 W  
 SPEED OPTIONS: 3  
 RPM RANGE: 0-1000 / 0-4600  
 DRILLING CAPACITY: CONCRETE: 152 MM  
 MASONRY: 202 MM  
 WEIGHT: 6.4 KG

### D215831 - Small Drilling Stand



COLUMN LENGTH: 995MM  
 COLLAR DIA.: 60MM  
 INCLINABLE: 45°  
 WEIGHT: 16 KG

### D21585 - 250mm Capacity Diamond Drill



POWER INPUT: 2500 W  
 POWER OUTPUT: 1500 W  
 SPEED OPTIONS: 3  
 RPM RANGE: 500 / 1200 / 2000  
 DRILLING CAPACITY CONCRETE: 250 MM  
 MASONRY: 300 MM  
 WEIGHT: 11.2 KG

### D215851 - Heavy Drilling Stand



COLUMN LENGTH: 995MM  
 INCLINABLE: 45°  
 WEIGHT: 22 KG  
 with integrated vacuum base





## TILE CUTTER

DW860 - 110mm Tile Cutter


POWER: 1300 W  
 SPEED: 13000 RPM  
 WHEEL DIA.: 110 MM  
 MAX DEPTH OF CUT: 34 MM  
 BEVEL CAPACITY: 0° - 45°  
 WEIGHT: 2.7 KG



## HEAT GUN

D26414 - LCD Heat Gun

POWER: 2000 W  
 TEMP RANGE: 50-600°  
 AIR FLOW: 250/500 LPM  
 NOZZLE DIA.: 22 MM  
 LCD VARIABLE TEMP. CONTROL: YES  
 L x H: 250 x 210 MM  
 WEIGHT: 0.8 KG



## CHOPSAWS

D28710 - 355mm Heavy Duty Chop Saw

POWER: 2200 W  
 SPEED: 3800 RPM  
 CAPACITY IN MM: AT 90° 45°  
 SQUARE 1202 1052  
 RECTANGLE 100x120 100x140  
 RIGHT ANGLE 1402 1202  
 ROUND 130 113  
 WEIGHT: 18.5 KG




D28871 - 355mm Heavy Duty Chop Saw

POWER: 2200 W  
 SPEED: 3800 RPM  
 CAPACITY IN MM: AT 90° 45°  
 SQUARE 1202 1052  
 RECTANGLE 100x120 100x140  
 RIGHT ANGLE 1402 1202  
 ROUND 130 113  
 WEIGHT: 18 KG



DW871 - 355mm Heavy Duty Chop Saw

POWER: 2200 W  
 SPEED: 3800 RPM  
 CAPACITY IN MM: AT 90° 45°  
 SQUARE 1202 1052  
 RECTANGLE 100x120 100x140  
 RIGHT ANGLE 1402 1202  
 ROUND 130 113  
 WEIGHT: 18 KG



## WOOD WORKING

## CIRCULAR SAW

D23620 - 184mm Heavy Duty Circular Saw

POWER: 1150 W  
 STROKES: 5000 RPM  
 MAX. DEPTH OF CUT: 65 MM AT 90°  
 AND 45 MM AT 45°  
 WEIGHT: 4.1 KG



## JIGSAW

DW341K - Variable Speed Pendulum Jigsaw

POWER: 550 W  
 STROKES: 0-3100/MIN.  
 STROKE LENGTH: 20 MM  
 3STAGE PENDULUM ACTION  
 SHOE BEVELS 48° IN BOTH DIRECTIONS  
 CAPACITY: METAL: 3 MM, WOOD: 85 MM  
 WEIGHT: 2 KG



DW331K - Variable Speed Pendulum Jigsaw

POWER: 701 W  
 STROKES: 0-3100/MIN.  
 STROKE LENGTH: 26 MM  
 4 STAGE PENDULUM ACTION  
 SHOE BEVELS 45° IN BOTH DIRECTIONS  
 CAPACITY: METAL: 4 MM, WOOD: 130 MM  
 WEIGHT: 2.8 KG







## RECIPROCATING SAW

**DW304PK - Variable Speed Reciprocating Saw**



POWER: 1050 W  
STROKES: 0-2800 PER/MIN.  
STROKE LENGTH: 29 MM  
WEIGHT: 3.5 KG

## PLANER

**D26676 - Portable Planer**



POWER: 600 W  
SPEED: 15000 RPM  
MAX. DEPTH OF CUT : 1.5 MM  
PLANER WIDTH: 82 MM  
REBATING DEPTH: 12 MM  
WEIGHT: 3.2 KG

## MITRE SAWS

**DW713 - 254mm Single Bevel Mitre Saw**



POWER: 1600 W  
SPEED: 5000 RPM  
BEVEL CAPACITY: 48°/3°  
MITRE CAPACITY (RIGHT/LEFT): 50°/50°  
WEIGHT: 13.6 KG

**DW715 - 305mm Single Bevel Mitre Saw**



POWER: 1600 W  
SPEED: 4000 RPM  
BEVEL CAPACITY: 48°/3°  
MITRE CAPACITY (RIGHT/LEFT): 50°/50°  
WEIGHT: 19.1 KG

**DW718 - 305mm Compound Slide Mitre Saw**



POWER: 1600 W  
SPEED: 1900-3400 RPM  
BEVEL CAPACITY: 48°/48°  
MITRE CAPACITY (RIGHT/LEFT): 50°/50°  
WEIGHT: 24.8 KG



## PALM SANDERS

**D26441 - 1/4 Sheet Orbit Palm Sander**



POWER: 230 W  
ORBIT STROKES: 13500/MIN.  
WEIGHT: 1.2 KG

**D26451 - 125mm Random Orbit Palm Sander**



POWER: 240 W  
ORBIT STROKES: 13500/MIN.  
WEIGHT: 1.2 KG

**DW443 - 150mm Random Orbit Palm Sander**



POWER: 530 W  
ORBIT: 4000-7600/MIN.  
150 MM, 6 HOLE HOOK/LOOP PAPER.  
WEIGHT: 2.7 KG



**SCREWDRIVERS / WRENCHES****DW263K - Depth Sensitive Screwdriver**

POWER: 540 W  
 SPEED: 0-2500 RPM  
 MAX. TORQUE: 14.5 NM  
 CAPACITY (MAX. SCREW DIA.): 6.3 MM  
 WEIGHT: 1.3 KG

**DW268 - VSR Torque Adjustable Screwdriver**

POWER: 540 W  
 SPEED: 0-2500 RPM  
 MAX. TORQUE: 14.9 NM  
 CAPACITY (MAX. SCREW DIA.): 6.3 MM  
 WEIGHT: 1.3 KG

**DW269 - VSR Torque Adjustable Screwdriver**


POWER: 540 W  
 SPEED: 0-1000 RPM  
 MAX. TORQUE: 38.9 NM  
 CAPACITY (MAX. SCREW DIA.): 8 MM  
 WEIGHT: 1.3 KG

**DW292 - 13mm Heavy Duty Impact Wrench**

POWER: 710 W  
 SPEED: 2200 RPM  
 IMPACT RATE: 2700 IPM  
 MAX. TORQUE: 440 NM  
 MAX. BOLT DIA.: M20  
 WEIGHT: 3.2 KG

**CORDLESS DRILL DRIVERS****DCD710S2 - Compact Drill/Driver**

VOLTAGE : 10.8 V  
 CHUCK CAPACITY : 10 MM  
 BATTERY : 1.3 AH LI ION  
 SPEED : 0 - 400/0 - 1500 RPM  
 MAX TORQUE : 25 NM  
 WEIGHT : 1.1 KG

**DC740KA - 12 Volt 10mm Compact Drill/Driver**

BATTERY CAPACITY: NiCd 1.3 AH  
 POWER OUTPUT: 190 W  
 CHUCK CAPACITY: 1.0-10MM  
 NO LOAD SPEED: 0-350/0-1,200 RPM  
 MAX. TORQUE: 26 NM  
 MAX. DRILLING CAPACITY: WOOD: 25 MM  
 METAL: 10 MM  
 WEIGHT: 1.5 KG

**DC733C2 - Compact Drill/Driver**

VOLTAGE: 14.4 V  
 CHUCK CAPACITY: 1-10 MM  
 BATTERY: 2 x 1.1 AH LI-ION  
 POWER OUTPUT: 195 W  
 MAX TORQUE: 30 NM  
 MAX. DRILLING CAPACITY: WOOD 30 MM, METAL: 10 MM  
 WEIGHT: 1.1 KG

**DCF610S2 - Screw Driver**

VOLTAGE: 10.8 V  
 BIT HOLDER: 6.35MM  
 BATTERY: 1.3 AH LI ION  
 SPEED: 0 - 1050 RPM  
 MAX TORQUE: 8 NM  
 MAX CAPACITY IN WOOD: 19 MM,  
 IN STEEL: 10 MM  
 WEIGHT: 0.9 KG

**DCF815S2 - Impact Driver**

VOLTAGE: 10.8 V  
 BIT HOLDER: 6.35MM  
 BATTERY: 1.3 AH LI ION  
 SPEED: 0 - 2500 RPM  
 MAX TORQUE: 107 NM  
 WEIGHT: 1 KG

**DC835KA - 14.4 V Compact Impact Driver**

BATTERY CAPACITY: Ni-Cd 2.4 AH  
 POWER OUTPUT: 240 W  
 BIT HOLDER: 6.35MM  
 NO LOAD SPEED: 0-2400 RPM  
 IMPACTS / MIN.: 0-2700 IPM  
 MAX. TORQUE: 140 NM  
 MAX. BOLT DIA.: M12  
 WEIGHT: 1.8 KG





### DC837KL - 14.4 V Li-ion Compact Impact Driver

BATTERY CAPACITY: LI-ION 2.0 AH  
 POWER OUTPUT: 240 W  
 BIT HOLDER: 6.35MM  
 NO LOAD SPEED: 0-2400 RPM  
 IMPACTS / MIN.: 0-2700 IPM  
 MAX. TORQUE: 140 NM  
 MAX. BOLT DIA: M12  
 WEIGHT: 1.54 KG



### DC827KL - 18 V Li-ion Impact Driver

BATTERY: LI-ION 2.0 AH  
 POWER OUTPUT: 250 W  
 BIT HOLDER: 6.35MM  
 NO LOAD SPEED: 0-2400 RPM  
 IMPACTS / MIN.: 0-2700 IPM  
 MAX. TORQUE: 150 NM  
 MAX. BOLT DIA: M12  
 WEIGHT: 1.64 KG



### CORDLESS IMPACT WRENCHES

### DC830KA - 14.4 V Compact Impact Wrench

BATTERY: NI-Cd 2.4 AH  
 POWER OUTPUT: 240 W  
 BIT HOLDER: 12.7MM (1/2 INCH)  
 NO LOAD SPEED: 0-2400 RPM  
 IMPACTS / MIN.: 0-2700 IPM  
 MAX. TORQUE: 180 NM  
 MAX. BOLT DIA: M16  
 WEIGHT: 1.8 KG



### DC832KL - 14.4 V Li-ion Compact Impact Wrench

BATTERY: LI-ION 2.0 AH  
 POWER OUTPUT: 240 W  
 BIT HOLDER: 12.7MM (1/2 INCH)  
 NO LOAD SPEED: 0-2400 RPM  
 IMPACTS / MIN.: 0-2700 IPM  
 MAX. TORQUE: 180 NM  
 MAX. BOLT DIA: M16  
 WEIGHT: 1.6 KG



### DC822KL - 18 V Li-ion Impact Wrench

BATTERY: LI-ION 2.0 AH  
 POWER OUTPUT: 250 W  
 BIT HOLDER: 12.7MM (1/2 INCH)  
 NO LOAD SPEED: 0-2400 RPM  
 IMPACTS / MIN.: 0-2700 IPM  
 MAX. TORQUE: 195 NM  
 MAX. BOLT DIA: M16  
 WEIGHT: 1.7 KG



### CORDLESS HAMMER DRILL

### DC725KA - 18 V 13mm Hammer Drill / Driver

BATTERY: NI-Cd 2.0 AH  
 POWER OUTPUT: 400 W  
 CHUCK CAPACITY: 1.5-13MM  
 NO LOAD SPEED: 0-500/1,700 RPM  
 HAMMER MODE: 0-8,500/28,900 BPM  
 MAX. TORQUE: 44 NM  
 MAX. DRILL CAPACITY:  
 WOOD/METAL/MASONRY: 38/13/13MM  
 WEIGHT: 2.4 KG



### CORDLESS ROTARY HAMMER

### DC212KA - 18V 2 Mode Dedicated Cordless Hammer

VOLTAGE: 18 V  
 BATTERY: NI-Cd 2.0 AH  
 POWER OUTPUT: 300 W  
 NO LOAD SPEED: 0-1100 RPM  
 IMPACT ENERGY: 2.1 J  
 BLOWS/MIN.: 0-4,200 BPM  
 MAX DRILLING CAPACITY:  
 CONCRETE/METAL/WOOD: 20/13/30MM  
 WEIGHT: 3.1 KG



### CORDLESS GRINDER

### DC411KA - 18 V Finishing Grinder

VOLTAGE: 18 V  
 BATTERY: NI-Cd 2.4 AH  
 MAX. DISC DIA.: 125 MM  
 POWER OUTPUT: 405 W  
 NO LOAD SPEED: 6500 RPM  
 SPINDLE THREAD: M14  
 WEIGHT: 3.2 KG



**DEWALT**  
**SERVICE**

### 12 MONTHS WARRANTY

If your DEWALT product becomes defective due to faulty materials or workmanship within 12 months from the date of purchase, DEWALT guarantees to replace all defective parts free of charge or, at our discretion, replace the unit free of charge provided that:

- The product has not been misused;
- The product has been subject to **Fair Wear and Tear**
- Repairs have not been attempted by un authorized persons;
- Proof of purchase or warranty card is produced.



Sl No.	Part No.	Description	Pack Qty.	Sl No.	Part No.	Description	Pack Qty.
<b>DEPRESSED CENTERED/CUT OFF WHEELS</b>							
1	397248-49	Metal cutting wheel - 355 x 3.2 x 25.4 mm	1	49	DT9552-QZ	SDS Plus extreme series bit 12 x 100 x 260 mm	1
2	DT34406	DC Wheel 100 x 6 x 16 mm	1	50	DT9553-QZ	SDS Plus extreme series bit 12 x 150 x 200 mm	1
3	DT3412-QZ	DC Wheel 125 x 6 x 22.22 mm	1	51	DT9554-QZ	SDS Plus extreme series bit 12 x 200 x 260 mm	1
4	DT3457-QZ	DC Wheel 100 x 6 x 16 mm	1	52	DT9555-QZ	SDS Plus extreme series bit 12 x 250 x 300 mm	1
5	DT3403-QZ	Metal cutting disc flat - 100 x 2.5 x 16 mm	1	53	DT9566-QZ	SDS Plus extreme series bit 14 x 100 x 160 mm	1
6	DW44580	DC Wheel 180 x 6 x 22.22 mm	1	54	DT9568-QZ	SDS Plus extreme series bit 14 x 200 x 260 mm	1
7	DT3422-QZ	DC Wheel 180 x 6 x 22.22 mm	1	55	DT9569-QZ	SDS Plus extreme series bit 14 x 250 x 300 mm	1
8	DW44609	DC Wheel 230 x 6 x 22.22 mm	1	56	DT9578-QZ	SDS Plus extreme series bit 16 x 100 x 160 mm	1
9	DT3420-QZ	Metal cutting disc flat - 180 x 3 x 22.22 mm	1	57	DT9579-QZ	SDS Plus extreme series bit 16 x 150 x 200 mm	1
10	DW44560	Metal cutting wheel - 180 x 3.2 x 22.22 mm	1	58	DT9580-QZ	SDS Plus extreme series bit 16 x 200 x 260 mm	1
11	DT3409-QZ	Metal cutting disc flat - 125 x 1.6 x 22.22 mm	1	59	DT9581-QZ	SDS Plus extreme series bit 16 x 250 x 300 mm	1
<b>FIBRE SANDING DISCS</b>							
12	DT3210-QZ	125 mm Fibre disc 24 Grit	25	60	DT9582-QZ	SDS Plus extreme series bit 16 x 400 x 450 mm	1
13	DT3211-QZ	125 mm Fibre disc 40 Grit	25	61	DT9587-QZ	SDS Plus extreme series bit 18 x 150 x 200 mm	1
14	DT3212-QZ	125 mm Fibre disc 60 Grit	25	62	DT9597-QZ	SDS Plus extreme series bit 20 x 150 x 200 mm	1
15	DT3213-QZ	125 mm Fibre disc 80 Grit	25	63	DT9604-QZ	SDS Plus extreme series bit 22 x 400 x 450 mm	1
16	DT3215-QZ	125 mm Fibre disc 100 Grit	25	64	DT9609-QZ	SDS Plus extreme series bit 24 x 200 x 250 mm	1
17	DT3216-QZ	125 mm Fibre disc 120 Grit	25	<b>SDS PLUS CHISELS</b>			3
18	DT3220-QZ	180 mm Fibre disc 24 Grit	25	65	DT6801-QZ	SDS Plus 250 mm pointed chisel	1
19	DT3221-QZ	180 mm Fibre disc 40 Grit	25	66	DT6802-QZ	SDS Plus 20 x 250 mm flat chisel	1
20	DT3222-QZ	180 mm Fibre disc 60 Grit	25	67	DT6803-QZ	SDS Plus 40 x 200 flat chisel	1
21	DT3223-QZ	180 mm Fibre disc 80 Grit	25	68	DT6805-QZ	SDS Plus 22 x 240 Hollow/Gouge chisel	1
22	DT3225-QZ	180 mm Fibre disc 100 Grit	25	69	DT6806-QZ	SDS Plus 40 x 200 Tile chisel	1
23	DT3226-QZ	180 mm Fibre disc 120 Grit	25	<b>SDS PLUS CORE BIT ACCESSORIES</b>			
24	DT3676-B1	Sanding belt - 620 x 100 x 60 Grit	1	70	DT6744-QZ	Core bits - light duty 50 mm dia. X 72 mm length	1
<b>WIRE BRUSHES</b>				71	DT6746-QZ	Core bits - light duty 72 mm dia. X 72 mm length	1
25	DT3500-QZ	Cup wire brushes 65 mm coarse - M14 bore	1	72	DT6751-QZ	SDS Plus adaptor - 300 mm in length	1
26	DT3501-QZ	Cup wire brushes 100 mm coarse - M14 bore	1	73	DT6753-QZ	Pilot bit - Light duty cores 120 mm in length	1
<b>SANDER POLISHER ACCESSORIES</b>				<b>SDS MAX DRILL BITS</b>			
27	DW4988-QU7	1/2" Polishing pad	1	74	DT9400-QZ	SDS Max drill bit 12 x 200 x 340 mm	1
28	BPD28409-IN	Rubber back pad for D28409	1	75	DT9401-QZ	SDS Max drill bit 12 x 400 x 540 mm	1
<b>DIAMOND BLADE</b>				76	DT9405-QZ	SDS Max drill bit 14 x 200 x 340 mm	1
29	AX8721	110 mm Diamond Blade	1	77	DT9406-QZ	SDS Max drill bit 14 x 400 x 540 mm	1
30	DW8500	355 mm Diamond edge chopsaw blade	1	78	DT9410-QZ	SDS Max drill bit 16 x 400 x 540 mm	1
<b>CONCRETE</b>				79	DT9411-QZ	SDS Max drill bit 18 x 200 x 240 mm	1
<b>SDS PLUS DRILL BITS</b>				80	DT9412-QZ	SDS Max drill bit 18 x 400 x 540 mm	1
31	DW00702-B1	SDS Plus drill bit 6 x 50 x 110 mm	1	81	DT9416-QZ	SDS Max drill bit 20 X 200 X 340 mm	1
32	DW00705-B1	SDS Plus drill bit 8 x 50 x 110 mm	1	82	DT9417-QZ	SDS Max drill bit 20 X 400 X 540 mm	1
33	DW00708-B1	SDS Plus drill bit 10 x 50 x 110 mm	1	83	DT9420-QZ	SDS Max drill bit 22 x 400 x 540 mm	1
34	DT9504-QZ	SDS Plus extreme series bit 5 x 50 x 110 mm	1	84	DT9422-QZ	SDS Max drill bit 24 x 200 x 340 mm	1
35	DT9505-QZ	SDS Plus extreme series bit 5 x 100 x 160 mm	1	85	DT9423-QZ	SDS Max drill bit 24 x 400 x 540 mm	1
36	DT9514-QZ	SDS Plus extreme series bit 6 x 50 x 110 mm	1	86	DT9424-QZ	SDS Max drill bit 25 x 200 x 340 mm	1
37	DT9515-QZ	SDS Plus extreme series bit 6 x 100 x 160 mm	1	87	DT9425-QZ	SDS Max drill bit 25 x 400 x 540 mm	1
38	A9252-XJ	SDS Plus extreme series bit 6 x 150 x 210 mm	1	88	DT9427-QZ	SDS Max drill bit 26 x 200 x 340 mm	1
39	DT9519-QZ	SDS Plus extreme series bit 6.5 x 50 x 110 mm	1	89	DT9428-QZ	SDS Max drill bit 26 x 400 x 540 mm	1
40	DT9520-QZ	SDS Plus extreme series bit 6.5 x 100 x 160 mm	1	90	DT9429-QZ	SDS Max drill bit 28 x 250 x 380 mm	1
41	DT9525-QZ	SDS Plus extreme series bit 7 x 100 x 160 mm	1	91	DT9430-QZ	SDS Max drill bit 28 x 450 x 570 mm	1
42	DT9528-QZ	SDS Plus extreme series bit 8 x 50 x 110 mm	1	92	DT9432-QZ	SDS Max drill bit 30 x 250 x 380 mm	1
43	DT9529-QZ	SDS Plus extreme series bit 8 x 100 x 160 mm	1	93	DT9434-QZ	SDS Max drill bit 32 x 250 x 380 mm	1
44	DT9530-QZ	SDS Plus extreme series bit 8 x 150 x 210 mm	1	94	DT9435-QZ	SDS Max drill bit 32 x 450 x 570 mm	1
45	DT9539-QZ	SDS Plus extreme series bit 10 x 50 x 110 mm	1	95	DT6875-QZ	SDS Max drill bit 32 x 450 x 570 mm	1
46	DT9540-QZ	SDS Plus extreme series bit 10 x 100 x 160 mm	1	96	DT6877-QZ	SDS Max Drill bit 35 x 250 x 370 mm	1
47	DT9541-QZ	SDS Plus extreme series bit 10 x 150 x 210 mm	1	97	DT9438-QZ	SDS Max drill bit 35 x 450 x 570 mm	1
48	DT9542-QZ	SDS Plus extreme series bit 10 x 200 x 260 mm	1	98	DT6880-QZ	SDS Max Drill bit 36 x 450 x 570 mm	1
				99	DT9442-QZ	SDS Max drill bit 38 x 450 x 570 mm	1






Sl No.	Part No.	Description	Pack Qty.	Sl No.	Part No.	Description	Pack Qty.
100	DT6884-QZ	SDS Max Drill bit 40 x 250 x 370 mm	1	<b>PRESSURE WASHER ACCESSORIES</b>			
101	DT9445-QZ	SDS Max drill bit 40 x 450 x 570 mm	1	142	PB01-JP	Patio Cleaner	1
102	DT6885-QZ	SDS Max drill bit 40 x 450 x 570 mm	1	143	PRB01-JP	Rotating Brush	1
103	DT9448-QZ	SDS Max drill bit 45 x 450 x 570 mm	1	144	PCU01-JP	7.5m Pipe Cleaning Unit	1
104	DT9450-QZ	SDS Max drill bit 52 x 450 x 570 mm	1	145	PAN01-JP	Angle Nozzle	1
<b>SDS MAX CHISELS</b>				146	PHS01-JP	Hose supply set	1
105	DT6820-QZ	SDS Max 300 mm pointed chisel	1	147	PRL01-JP	Rotary Lance	1
106	DT6821-QZ	SDS Max 400 mm point chisel	1	148	PFB01-JP	Fixed Brush	1
107	DT6823-QZ	SDS Max 25 x 400 mm flat chisel	1	<b>CORDLESS ACCESSORIES</b>			
108	DT6824-QZ	SDS Max 50 x 360 flat chisel	1	149	DE9074-XJ	Ni Cd battery 1.3 Ah	1
109	DT6826-QZ	SDS Max 26 x 300 Hollow/Gouge chisel	1	150	DE9116-QW	Ni Cd/Ni MH Charger - 7.2 V - 18 V	1
110	DT8087-QZ	SDS Max 600 mm pointed chisel	1	151	DE9096-XJ	Ni Cd Battery 2.4 Ah	1
111	DT8088-QZ	SDS Max 25 x 600 mm flat chisel	1	152	DE9091-XJ	Ni Cd battery 2.0 Ah	1
<b>HEXAGONAL CHISELS</b>				153	A9252-XJ	Stem pack battery compatible with 12V B&D CD range	1
112	DT6902-B1	17 mm Hex 280 mm pointed chisel	1	<b>JIGSAW BLADES</b>			
113	DT6905-B1	17 mm Hex 280 mm flat chisel	1	154	DT2050-QZ	Wood cutting blades - profile cutting	5
114	DT6940-QZ	19 mm Hex 400 mm point chisel	1	155	DT2077-QZ	Wood cutting blades - fast cutting	5
115	DT6943-QZ	19 mm Hex 25 x 600 mm flat chisel	1	156	DT2160-QZ	Metal cutting blades - 1.2 - 4 mm thick sheet metal	5
116	DT6944-QZ	19 mm Hex 60 x 300 flat chisel	1	157	DT2161-QZ	Metal cutting blades - 2.8 - 6 mm thick sheet metal	5
117	DT6945-QZ	19 mm Hex 60 x 450 flat chisel	1	158	DT2163-QZ	Aluminum & non ferrous metal cutting blade	5
<b>DIAMOND CORE BITS</b>				159	DT2166-QZ	Wood cutting blades - fast cutting	5
123	DT9736-QZ	Fitment 1/2" BSP (M) Universal - 28 x 350 mm	1	160	DT2349-QZ	Bi-metal wood cutting blades - Fast cutting in wood with nails & tough plastics	5
124	DT9740-QZ	Fitment 1/2" BSP (M) Universal - 40 x 350 mm	1	161	DT2384-QZ	Bi-metal metal cutting blades - cuts in sheet metal, pipes and profiles upto 3 mm thick	5
125	DT9760-QZ	Wet diamond core bit 1 1/4" UNC - 52 x 400 mm	1	162	75-62200K	Jigsaw blade set	1
126	DT9763-QZ	Wet diamond core bit 1 1/4" UNC - 72 x 400 mm	1	<b>PLANER BLADE</b>			
127	DT9764-QZ	Wet diamond core bit 1 1/4" UNC - 78 x 400 mm	1	163	KW712-BLADE	KW712 Blade	1
128	DT9767-QZ	Wet diamond core bit 1 1/4" UNC- 102 x 400 mm	1	<b>CIRCULAR SAW BLADES</b>			
129	DT9769-QZ	Wet diamond core bit 1 1/4" UNC- 112 x 400 mm	1	164	DT4062-QZ	Circular saw blade - 184 x 20 x 2.6 x 40 T	1
130	DT9770-QZ	Wet diamond core bit 1 1/4" UNC -122 x 400 mm	1	<b>MITRE SAW ACCESSORIES</b>			
131	DT9772-QZ	Wet diamond core bit 1 1/4" UNC- 132 x 400 mm	1	165	DE7187-XJ	Laser attachment for DW718	1
132	DT9773-QZ	Wet diamond core bit 1 1/4" UNC- 152 x 400 mm	1	166	DE7082-XJ	Vertical Clamp for DW718	1
133	DT9774-QZ	Wet diamond core bit 1 1/4" UNC- 162 x 400 mm	1				
134	DT9777-QZ	Wet diamond core bit 1 1/4" UNC- 200 x 400 mm	1				
135	DT9779-QZ	Wet diamond core bit 1 1/4" UNC- 225 x 400 mm	1				
136	DT9780-QZ	Wet diamond core bit 1 1/4" UNC- 250 x 400 mm	1				
<b>DIAMOND CORE CUTTER ACCESSORIES</b>							
137	DT3857-QZ	Conversion adaptor 1/2" BSP Male to 1/2" BSP Male	1				
138	DT3800-QZ	Conversion adaptor 1/2" BSP Male to 1 1/4" UNC Male	1				
139	D215824-XJ	10 Ltr water tank - D21582/D21583/D21585	1				
140	D215825-XJ	Fastening set for concrete-D215821/D215831/D215851	1				
141	DT3839-QZ	300 mm extension rod for 1 1/4" UNC	1				



## DW8500 DIAMOND EDGE CHOP SAW BLADE

### 100X LIFE VS STANDARD



(1Pc.) DW8500



(100Pc.) 397248-49

**GUARANTEED TOUGH.**

**Black & Decker India Pvt. Ltd.**

No.28 "Akemps", 3rd Main, 1st Cross, Ashwini Layout,  
Koramangala Intermediate Ring Road, Bangalore - 560 047.  
Tel: +91 80 66608800 Fax: +91 80 66608828

Sales Offices: Bangalore: +91 80 41643711 Chennai: +91 44 42033727  
Delhi: +91 11 25706247, Jaipur: +91 141 4045150 Mumbai: +91 22 67973977  
Pune: +91 20 66002504.

Website: [www.india.stanleyblackanddecker.com](http://www.india.stanleyblackanddecker.com)

## ESKAY CORPORATION

26, Netaji Subhas Road  
(Gr.Floor) Kolkata - 700001  
Phone : 65217049, 39875252  
Telefax : 91-33-22105680

Note:  
Supply: 220-240V, 50Hz, 1 Phase only.  
Due to continuous R&D, product supplies  
may differ the data contained here in.  
The Catalogue supersedes all earlier Catalogues.

## GUARANTEED TOUGH.