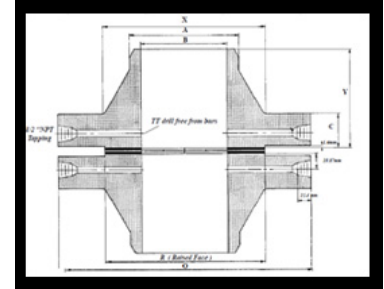


Orifice Welding Neck Flanges

300#

Nominal Pipe Size Inches	O.D. Raised Face R	Outside Diam. O	Thickness Min. C	Length thru Hub Y	Diam. at Base of Hub X	Diam. Hub at Bevel A	Diam. Connection TT	Bolt Circle Diam.	Number of Holes	Diam. of Holes	Jack Screw sizes RF	Jack Screw Length	Jack Screw sizes RTJ	Jack Screw Length
1"	50.8	124	38.1	82.6	53.9	33.6	6.4	88.9	4	17.6	5/8	2.3/4	5/8	3.3/4
1.1/2"	73.2	155.5	38.1	85.9	69.9	48.3	6.4	114.3	4	20.6	5/8	2.3/4	5/8	3.3/4
2"	92	165.1	38.1	85.9	84.1	60.5	6.4	127	8	17.6	5/8	2.3/4	5/8	3.3/4
2.1/2"	104.7	190.5	38.1	88.9	100.1	73.2	6.4	149.3	8	20.6	5/8	2.3/4	3/4	3.3/4
3"	127	209.6	38.1	88.9	117.4	88.9	9.6	168.2	8	20.6	3/4	2.3/4	3/4	3.3/4
4"	157.2	254	38.1	92	146.1	114.3	12.7	200.2	8	20.6	3/4	2.3/4	3/4	3.3/4
6"	215.9	317.5	38.1	100.1	206.3	168.4	12.7	269.8	12	22.4	3/4	2.3/4	3/4	4
8"	269.8	381	41.2	111.3	260.4	219.2	12.7	330.2	12	25.4	3/4	3	3/4	4.1/4
10"	323.9	444.5	47.8	117.4	320.6	273.1	12.7	387.4	16	28.5	1	3.1/2	1	4.1/2
12"	381	520.7	50.8	130.1	374.7	323.9	12.7	450.9	16	31.8	1	3.1/2	1	4.1/2
14"	412.8	584.2	53.9	142.8	425.5	355.6	12.7	514.4	20	31.8	1	3.1/2	1	5
16"	469.9	647.7	57.2	146.1	482.6	406.4	12.7	571.5	20	35.1	1	3.1/2	1	5
18"	533.4	711.2	60.5	158.8	533.4	457.2	12.7	628.7	24	35.1	1	3.3/4	1	5
20"	584.2	774.7	63.5	162.1	587.3	508	12.7	685.8	24	35.1	1	3.3/4	1	5.1/2
24"	692.2	914.4	69.9	168.2	701.6	609.6	12.7	812.8	24	41.2	1	4	1	5.1/2



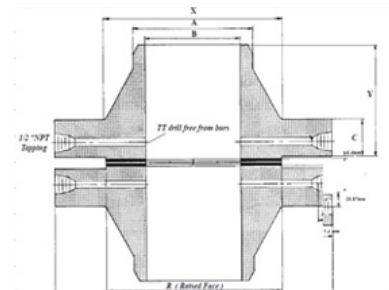
Note : Raised Face are included in flange thickness

Diameter B to be specified

All dimensions are in mm

600#

Nominal Pipe Size Inches	O.D. Raised Face R	Outside Diam. O	Thickness Min. C	RF Height	Length thru Hub Y	Diam. at Base of Hub X	Diam. Hub at Bevel A	Diam. Connection TT	Bolt Circle Diam.	Number of Holes	Diam. of Holes	Jack Screw sizes RF	Jack Screw Length	Jack Screw sizes RTJ	Jack Screw Length
1"	50.8	124	36.6	6.4	81.1	53.9	33.6	6.4	88.9	4	17.6	5/8	2.3/4	5/8	3.3/4
1.1/2"	73.2	155.5	36.6	6.4	84.4	69.9	48.3	6.4	114.3	4	20.6	5/8	2.3/4	5/8	3.3/4
2"	92	165.1	36.6	6.4	84.4	84.1	60.5	6.4	127	8	17.6	5/8	2.3/4	5/8	3.3/4
2.1/2"	104.7	190.5	36.6	6.4	87.4	100.1	73.2	6.4	149.3	8	20.6	3/4	2.3/4	3/4	3.3/4
3"	127	209.6	36.6	6.4	87.4	117.4	88.9	9.6	168.2	8	20.6	3/4	2.3/4	3/4	3.3/4
4"	157.2	273.1	38.1	6.4	101.6	152.4	114.3	12.7	215.9	8	25.4	3/4	3.1/4	3/4	4
6"	215.9	355.6	47.8	6.4	117.4	222.3	168.4	12.7	292.1	12	28.5	7/8	4	7/8	4.1/2
8"	269.8	419.1	55.7	6.4	133.4	273.1	219.2	12.7	349.3	12	31.8	7/8	4	7/8	5
10"	323.9	508	63.5	6.4	152.4	342.9	273.1	12.7	431.8	16	35.1	7/8	4.1/2	7/8	5
12"	381	558.8	66.6	6.4	155.5	400.1	323.9	12.7	489	20	35.1	7/8	4.1/2	7/8	5.1/2
14"	412.8	603.3	69.9	6.4	165.1	431.8	355.6	12.7	527.1	20	38.1				
16"	469.9	685.8	76.2	6.4	177.8	495.3	406.4	12.7	603.3	20	41.2				
18"	533.4	743	82.6	6.4	184.2	546.1	457.2	12.7	654.1	20	44.5				
20"	584.2	812.8	88.9	6.4	190.5	609.6	508	12.7	723.9	24	44.5				
24"	692.2	939.8	101.6	6.4	203.2	717.6	609.6	12.7	838.2	24	50.8				

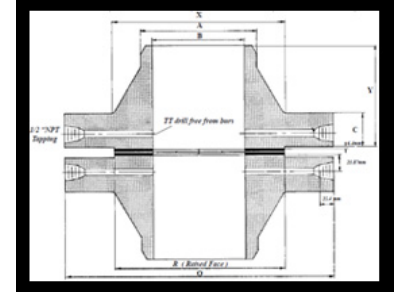


All dimensions are in mm

900#

Nominal Pipe Size Inches	O.D. Raised Face R	Outside Diam. O	Thickness Min. C	RF Height	Length thru Hub Y	Diam. at Base of Hub X	Diam. Hub at Bevel A	Diam. Connection TT	Bolt Circle Diam.	Number of Holes	Diam. of Holes	Jack Screw sizes RF	Jack Screw Length	Jack Screw sizes RTJ	Jack Screw Length
1"	50.8	149.4	38.1	6.4	82.6	52.4	33.6	6.4	101.6	4	25.4	5/8	3.1/4	5/8	3.3/4
1.1/2"	73.2	177.8	38.1	6.4	88.9	69.9	48.3	6.4	124	4	28.5	5/8	3.1/4	5/8	3.3/4
2"	92	215.9	38.1	6.4	101.6	104.7	60.5	6.4	165.1	8	25.4	5/8	3.1/4	5/8	1/4
2.1/2"	104.7	244.4	41.2	6.4	104.7	124	73.2	6.4	190.5	8	28.5	1/5	3.1/2	5/8	4.1/4
3"	127	241.3	38.1	6.4	101.6	127	88.9	9.6	190.5	8	25.4	3/4	3.1/4	3/4	1/4
4"	157.2	292.1	44.5	6.4	114.3	158.8	114.3	12.7	235	8	31.8	3/4	3.1/2	3/4	4.1/4
6"	215.9	381	55.7	6.4	139.7	235	168.4	12.7	317.5	12	31.8	1	4	1	5
8"	269.8	469.9	63.5	6.4	162.1	298.5	219.2	12.7	393.7	12	38.1	1	4	1	5
10"	323.9	546.1	69.9	6.4	184.2	368.3	273.1	12.7	469.9	16	38.1	1	4.1/2	1	5.1/2
12"	381	609.6	79.3	6.4	200.2	419.1	323.9	12.7	533.4	20	38.1	1	4.1/2	1	6
14"	412.8	641.4	85.9	6.4	212.9	450.9	355.6	12.7	558.8	20	41.2				
16"	469.9	704.9	88.9	6.4	215.9	508	406.4	12.7	616	20	44.5				
18"	533.4	787.4	101.6	6.4	228.6	565.2	457.2	12.7	685.8	20	50.8				
20"	584.2	857.3	108	6.4	247.7	622.3	508	12.7	749.3	20	53.9				
24"	692.2	1041.4	139.7	6.4	292.1	749.3		12.7	901.7	20	66.6				

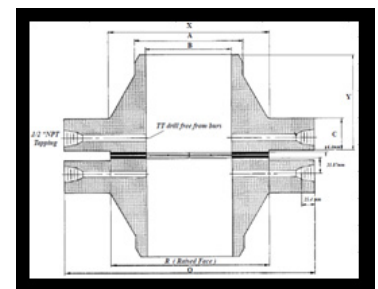
All dimensions are in mm



1500#

Nominal Pipe Size Inches	O.D. Raised Face R	Outside Diam. O	Thickness Min. C	RF Height	Length thru Hub Y	Diam. at Base of Hub X	Diam. Hub at Bevel A	Diam. Connection TT	Bolt Circle Diam.	Number of Holes	Diam. of Holes	Jack Screw sizes RF	Jack Screw Length	Jack Screw sizes RTJ	Jack Screw Length
1"	50.8	149.4	38.1	6.4	82.6	52.4	33.6	6.4	101.6	4	25.4	5/8	3.1/4	5/8	3.3/4
1.1/2"	73.2	177.8	38.1	6.4	88.9	69.9	48.3	6.4	124	4	28.5	5/8	3.1/4	5/8	3.3/4
2"	92	215.9	38.1	6.4	101.6	104.7	60.5	6.4	165.1	8	25.4	5/8	3.1/4	5/8	4
2.1/2"	104.7	244.4	41.2	6.4	104.7	124	73.2	6.4	190.5	8	28.5	5/8	3.1/2	5/8	4.1/4
3"	127	266.7	47.8	6.4	117.4	133.4	88.9	9.6	203.2	8	31.8	3/4	3.3/4	3/4	4.1/2
4"	157.2	311.2	53.9	6.4	124	162.1	114.3	12.7	241.3	8	35.1	3/4	4	3/4	5
6"	215.9	393.7	82.6	6.4	171.5	228.6	168.4	12.7	317.5	12	38.1	1	5	1	6
8"	269.8	482.6	92	6.4	212.9	292.1	219.2	12.7	393.7	12	44.5	1	5.1/2	1	7
10"	323.9	584.2	108	6.4	254	368.3	273.1	12.7	482.6	12	50.8	1	6	1	7
12"	381	673.1	124	6.4	282.5	450.9	323.9	12.7	571.5	16	53.9	1	7	1	8
14"	412.8	749.3	133.4	6.4	298.5	495.3	355.6	12.7	635	16	60.5				
16"	469.9	825.5	146.1	6.4	311.2	552.5	406.4	12.7	704.9	16	66.6				
18"	533.4	914.4	162.1	6.4	327.2	596.9	457.2	12.7	774.7	16	73.2				
20"	584.2	984.3	177.8	6.4	355.6	641.4	508	12.7	831.9	16	79.3				
24"	692.2	1168.4	203.2	6.4	406.4	762	609.6	12.7	990.6	16	92				

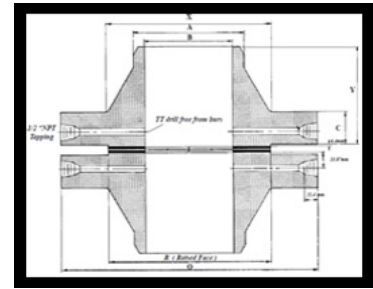
All dimensions are in mm



2500#

Nominal Pipe Size Inches	O.D. Raised Face R	Outside Diam. O	Thickness Min. C	RF Height	Length thru Hub Y	Diam. at Base of Hub X	Diam. Hub at Bevel A	Diam. Connection TT	Bolt Circle Diam.	Number of Holes	Diam of Holes
1"	50.8	158.8	38.1	6.4	92	57.2	33.6	6.4	108	4	25.4
1.1/2	73.2	203.2	44.5	6.4	111.3	79.3	48.3	6.4	146.1	4	31.8
2"	92	235	50.8	6.4	127	95.3	60.5	6.4	171.5	8	28.5
2.1/2	104.7	266.7	57.2	6.4	142.8	114.3	73.2	6.4	196.9	8	31.8
3"	127	304.8	66.6	6.4	168.2	133.4	88.9	9.6	228.6	8	35.1
4"	157.2	355.6	76.2	6.4	190.5	165.1	114.3	12.7	273.1	8	41.2
6"	215.9	482.6	108	6.4	273.1	235	168.4	12.7	368.3	8	53.9
8"	269.8	552.5	127	6.4	317.5	304.8	219.2	12.7	438.2	12	53.9
10"	323.9	673.1	165.1	6.4	419.1	374.7	273.1	12.7	539.8	12	66.6
12"	381	762	184.2	6.4	463.6	441.5	323.9	12.7	619.3	12	73.2

All dimensions are in mm



* There will may be typical error